

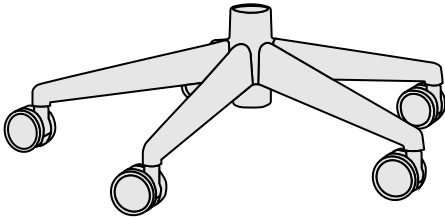


REASSEMBLE INSTRUCTIONS

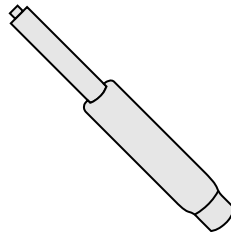
STEELCASE LAMIA BY BTOD CHAIR TOP ACTIVATED CYLINDER

PARTS

Please read all instructions carefully before assembly.



BASE WITH CASTERS

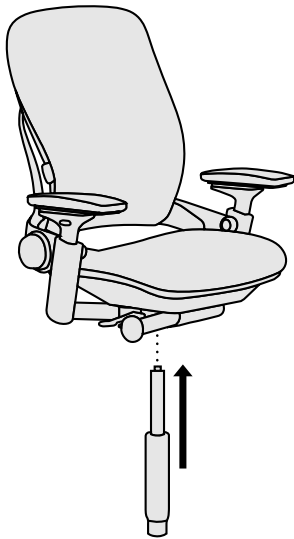


TOP ACTIVATED CYLINDER



TOP HALF OF CHAIR

1



Place chair on its back on a soft surface. Insert the cylinder into the hole on the bottom of the chair's mechanism. Verify it is locked in place.

2



Place the five star base on the ground, with the casters touching the floor. Take your chair with the cylinder inserted into the mechanism and slide into base.



Sit in your chair to set the cylinder. Your chair is now ready to use!

RETURN POLICY

Must be returned in the **original box**. Free returns within 30 days. BTOD will waive restocking fees and pick up your item(s) for a full refund at no cost to you. Returns of two or more fall under standard return policy. Outlet items cannot be returned.

QUESTIONS? CONTACT US:

📞 866-733-0698

✉️ INFO@BTOD.COM



BTOD.COM
5508 E JELINEK AVE
WESTON WI 54476